

Stock Code: 1711

Everlight Chemical Industrial Corporation

Investor Conference

2024/04/23

Consolidated Financial Highlights)

Better Chemistry Better Life



Safe Harbor Notice

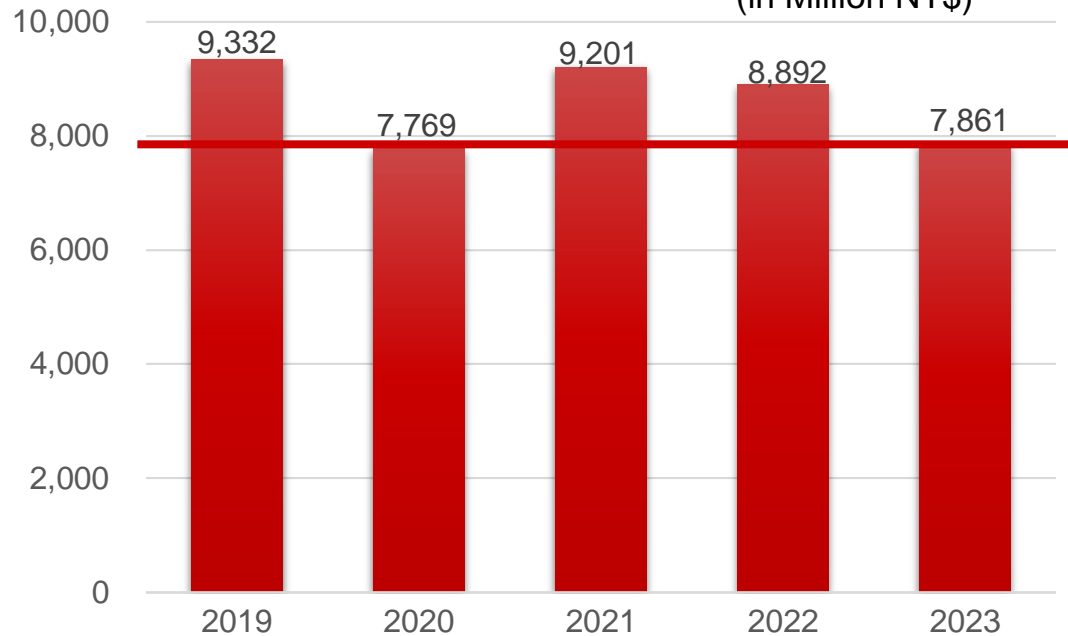
This presentation is based on the information obtained from various sources which the Company believes to be reliable. But at some point in the future, there are a variety of factors which could cause actual results to differ materially from those statements. Therefore, please refer to the information on MOPS website as the main basis if any adjustment has been made. (<http://mops.twse.com.tw>)

2023 & 2024Q1 Operating Performance

Consolidated Operating Results

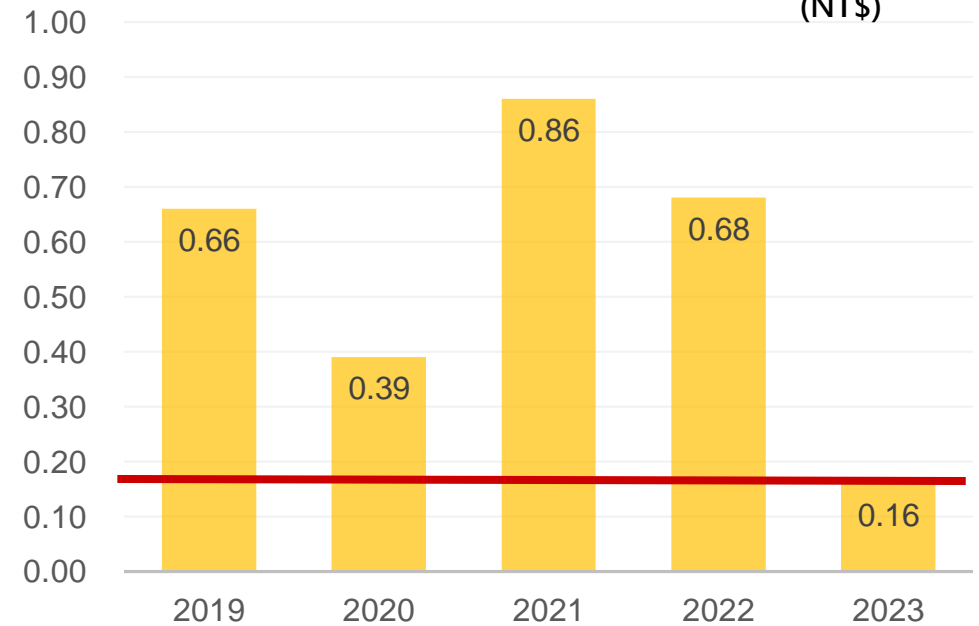
Operating revenue

(in Million NT\$)



EPS

(NT\$)

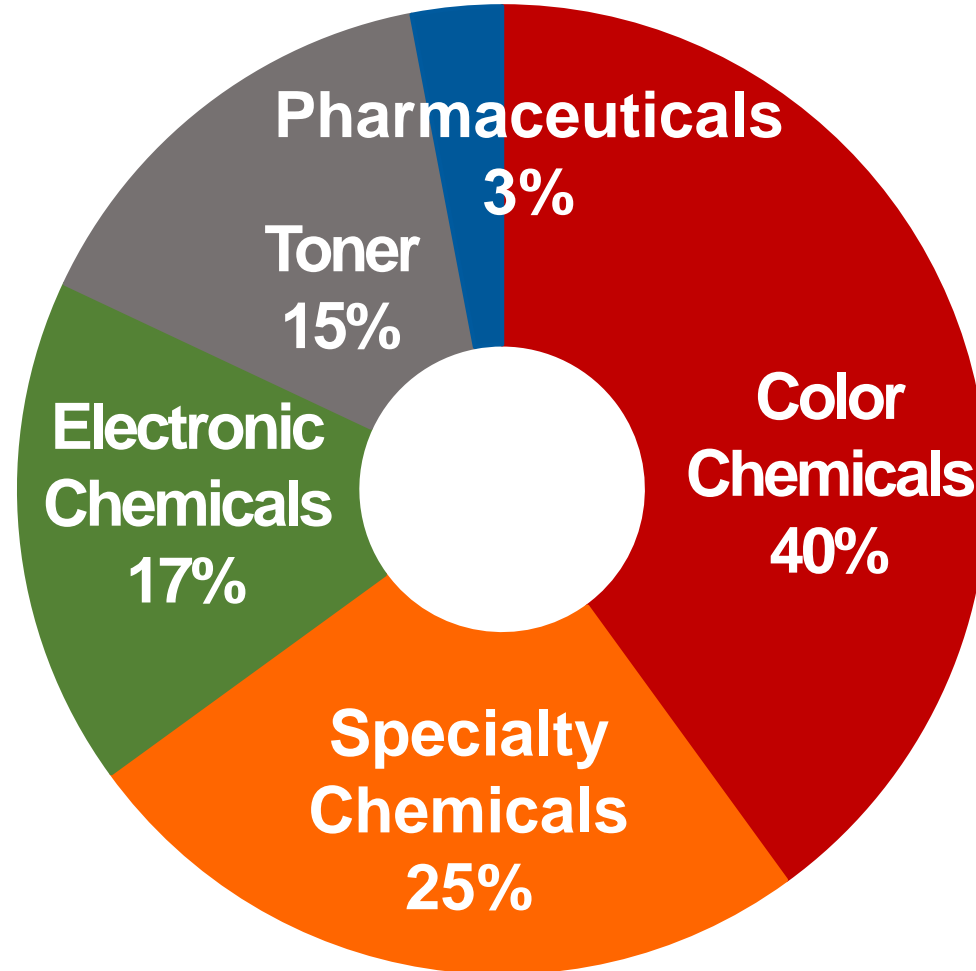


Income Statements

(in Million NT\$)

	2023	2022	YOY
Operating revenue	7,861	8,892	-12%
Gross profit	1,600	1,995	-20%
Operating income	83	381	-78%
Income before tax	109	484	-77%
Net income	95	393	-76%
EPS(NT\$)	0.16	0.68	-76%

2023 Revenues by B.U.



2024Q1 performance (Self-assessed)

(in Million NT\$)

	2024/1-2	2023/1-2	YOY
Revenue	1,195	1,214	-2%
Operating income	-16	12	-28
Income before tax	7	1	7

- 2024Q1 revenue: NT\$1,900M, YOY -2.2%
- The economic outlook remains uncertain

Future focuses of each B.U.

Color Chemicals

- Revenue: 2023 YoY -11%, 2024Q1 YOY -7%
- Demand recovery remains uncertain

(in Million NT\$)

	2023	2022	YOY
Operating revenue	3,143	3,514	-11%
Income before tax	16	201	-92%

- Product Differentiation: Environmental friendly
- Targeting leading textile mills in key regions

Specialty Chemicals

- Revenue: 2023 YOY-17%, 2024Q1 YOY -2%
- Demand picks up slowly with intensified competition

(in Million NT\$)

	2023	2022	YOY
Operating revenue	2,012	2,427	-17%
Income before tax	130	177	-27%

- Product Differentiation: Performance, high-profit

Electronic Chemicals

- Revenue: 2023 YOY +1%, 2024Q1 +24%

(in Million NT\$)

	2023	2022	YOY
Operating revenue	1,323	1,314	1%
Income before tax	110	107	3%

- mini-LED and micro-LED photoresists

Toner

- Revenue: 2023 YOY -17%, 2024Q1 YOY -11%
- Slow recovery

(in Million NT\$)

	2023	2022	YOY
Operating revenue	1,162	1,404	-17%
Income before tax	-32	50	-82

- Streamlined Production: dedicated color toner production lines

Q & A

<https://www.ecic.com>
spokesman@ecic.com.tw